

SEMSBA: South Eastern Massachusetts School Bandmasters Association
ADJUDICATOR'S QUICKSHEET

Adjudicator:	
Group:	
Instrument:	
Username:	Password:

Matt Harden
Auditions Coordinator
auditions@semsbama.org

Audition Day Phone Number/Text Line:
(781) 312-8554

SENIOR AUDITION PORTAL:
<http://senior.semsba.score.avesi.com/scoreform/login/>

JUNIOR AUDITION PORTAL:
<http://junior.semsba.score.avesi.com/scoreform/login/>

The following format is suggested for each audition:

1. Welcome student and try to make them feel comfortable. Take their ticket and prepare for the adjudication.
2. Have student play one scale of their choice and then one scale of your choice. Every student must play the chromatic scale last.
3. Have student play/sing the prepared audition piece.
4. Give student sight reading material and a minute to look it over before playing it.
5. Thank the student for performing.

PLEASE COMPLETE THE ENTIRE ONLINE FORM BEFORE HEARING THE NEXT STUDENT. Do not wait to submit scores, as this will cause problems with the registration, checkout, and scoring. You are allowed to go back and adjust scores, however each change is time-stamped. Changing morning scores in the afternoon (for example) is not advised.

You do **not** need to submit a paper tally sheet.

If you have any questions or concerns, please let a member of the auditions committee know immediately.

Musically Yours,

Matt J. Harden
SEMSBA Auditions Coordinator

SEMSBA: South Eastern Massachusetts School Bandmasters Association
ADJUDICATOR'S QUICKSHEET

1. Open up the web browser. In the address bar, choose one of the following web addresses:


For **SENIOR SEMSBA** adjudicators:

<http://senior.semsba.score.avesi.com/scoreform/login/>

For **JUNIOR SEMSBA** adjudicators:

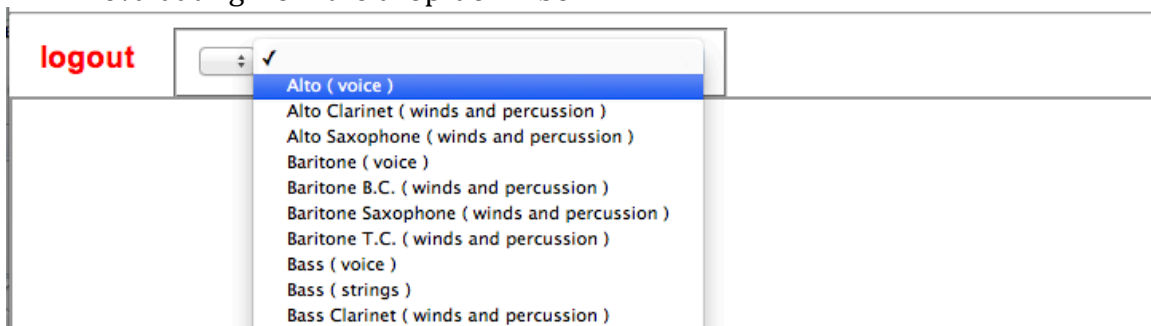
<http://junior.semsba.score.avesi.com/scoreform/login/>

2. Enter your username and password into the form as shown and click the login button.



Copyright 2014 Avenir Solutions Incorporated. All rights reserved.

3. You will now see the “console” screen. Select the instrument that you will be evaluating from the drop-down box.



4. As the student for their Audition Ticket. You will see their 4-digit “ID Number”. Select it from the drop-down box next to the instrument.

SEMSBA: South Eastern Massachusetts School Bandmasters Association

ADJUDICATOR'S QUICKSHEET



5. Depending on the instrument you are adjudicating, you will see the score sheet appear. Once you begin entering scores, the database will be time-stamped. You may return to an already completed score later, however any changes will be noted in the database and time-stamped as well.
6. Fill out the sheet by clicking on the appropriate bubble or drop-down. The score will automatically update at the top of the screen.

solo
scale

submit 0 discard changes

Solo

Melodic Accuracy

The student;

<input type="radio"/> 9	<input type="radio"/> 10	all pitches/notes accurately
<input type="radio"/> 7	<input type="radio"/> 8	all but 1 or 2 pitches/notes accurately
<input type="radio"/> 5	<input type="radio"/> 6	all but 3 or 4 pitches/notes accurately
<input type="radio"/> 3	<input type="radio"/> 4	a number of inaccurate pitches/notes
<input type="radio"/> 1	<input type="radio"/> 2	few or no pitches/notes accurately

Technique

consistently uniform vowels across registers.

vowels consistently open with sufficient space.

text that is clearly articulated with proper diction (including foreign language).

no noticeable physical tension.

consistently uses a low breath for inhalation.

demonstrates good breath management.

Rhythmic Accuracy

The student performs;

<input type="radio"/> 9	<input type="radio"/> 10	all rhythms accurately
<input type="radio"/> 7	<input type="radio"/> 8	nearly accurate rhythms with a minimal amount of imprecision
<input type="radio"/>	<input type="radio"/>	with a consistent tempo and recognizable meter throughout, but

Tone Production

use/of appropriate vocal registers.

a free sound, lacking tension.

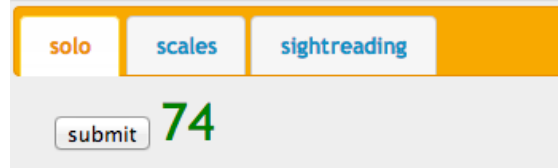
singing with appropriate resonance.

an open sound.

[home](#)

ADJUDICATOR'S QUICKSHEET

5811 Mahler, Gustav



The screenshot shows a digital interface for an adjudicator. At the top, there are three tabs: 'solo', 'scales', and 'sightreading'. The 'solo' tab is highlighted in orange. Below the tabs is a grey bar containing a 'submit' button and a large green number '74'.

7. When you have completed all parts of the tab, the score will turn green. MAKE SURE YOU CLICK **SUBMIT** BEFORE MOVING TO ANOTHER TAB. The database does contain a safeguard to commit changes when you move to the next tab (scales, sight reading, etc.)

Tabs for each type of form/audition:

- a. **Vocal:** Solo, Scale
 - b. **Woodwind/Brass/Strings:** Solo, Scale, Sightreading
 - c. **Snare Drum:** Solo, Rudiments, Sightreading, Auxiliarypercussion
 - d. **Timpani:** Solo, Sightreading, Auxiliarypercussion
 - e. **Mallets:** Solo, Scales, Sightreading, Auxiliarypercussion
8. Please make sure you have asked the appropriate scales as listed on the SEMSBA website and corresponding scale sheet.
 9. Optional: Write your score for each tab on your tally sheet. This helps us in the event there are ties.
 10. If you leave for any reason (bathroom, lunch, etc.) please click the red **logout** button!